

# Stark County's Influenza Weekly Report

Week 41 (10/7/18-10/13/18)



Public Health  
Prevent. Promote. Protect.

## During Week 41:

- During week 41 Stark County had 0 influenza-associated hospitalizations.
- Nationally, one influenza-associated pediatric death was reported.
- There were no human infections with a novel Influenza A virus reported during Week 41.
- During week 41, 19 influenza A specimens were collected nationally from public health laboratories, 14 subtyped as the 2009 H1N1 virus, 4 subtyped as the H3 virus, and the remainder not subtyped.

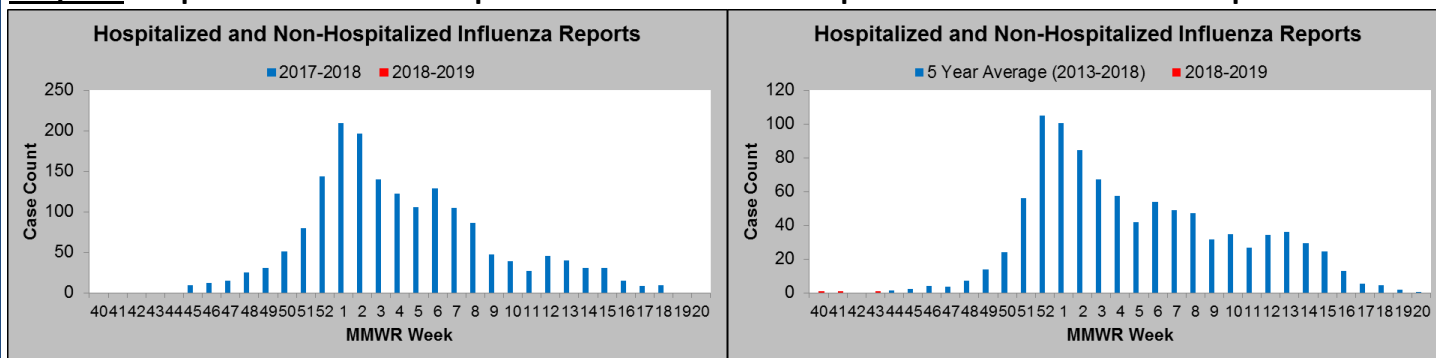
## So Far this Season:

- There has been 1 influenza-associated hospitalization so far this season in Stark County
- The national cumulative rate for laboratory-confirmed influenza-associated hospitalizations per 100,000 is not available yet this season.
- Through Week 41, 61 specimens were collected nationally from public health laboratories. 50 were typed as Influenza A, comprising 82% of all specimens collected. Of these 76.2% were subtyped as the 2009 H1N1 virus while 23.8% were subtyped as the H3 virus.
- Nationally, 1 influenza-associated pediatric death has been reported this season. Last year at the same time there were 0.

## Viruses Circulating vs. Viruses in this Year's Vaccine

- Nationally through Week 41, 159 Influenza A specimens were genetically or antigenically characterized.
  - There were 85 Influenza A (H3N2) viruses collected, a sample showing significant genetic diversity. 93.0% of those characterized matched the Influenza A (H3N2) component in this year's vaccine. There were 74 Influenza A (H1N1) viruses collected; all of those characterized matched the Influenza A (H1N1) component of this year's vaccine
- Nationally through Week 41, 43 influenza B specimens were genetically or antigenically characterized.
  - Of these, 32 were antigenically characterized from the Yamagata Lineage and 10 characterized from the Victorian Lineage. Of these specimens, 100% of the Yamagata Lineage matched the Influenza B component of the 2017-2018 vaccine and 90% of specimens from the Victorian Lineage matched.

## Graph 1: Hospitalized and Non-Hospitalized Influenza Cases Reported to the Local Health Department.



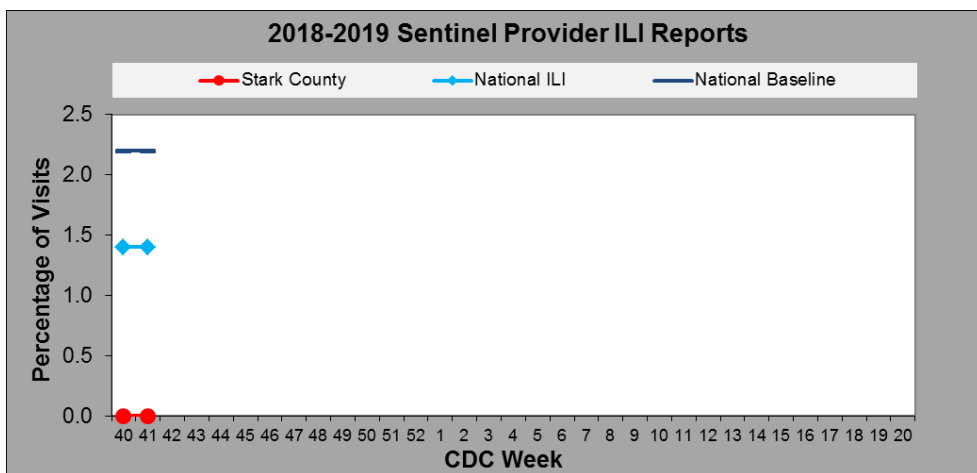
- ◆ There were 0 cases of hospitalized or non-hospitalized influenza to report for Week 41 in Stark County. Last year at the same time there was one case.

\* All data presented in this weekly report are preliminary and may change as additional information is received.

\* Multiyear averages included in this weekly report do not include the 2009/2010 H1N1 season.

**Graph 2: Sentinel Provider Reported Influenza Like Illness (ILI) in Stark County.**

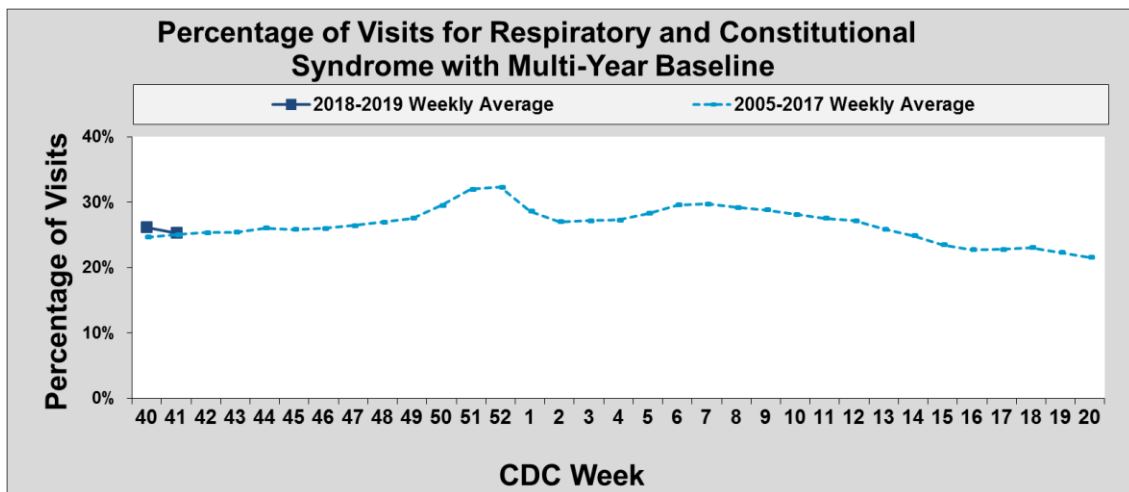
- ◆ During week 41 the Stark County Sentinel Providers did not report ILI visits. Nationally 1.4% of visits were for ILI. The national baseline is 2.2% of visits.



**Graph 3: Emergency Department Visits for Respiratory and Constitutional Syndromes.**

(Source: Health Monitoring Systems, EpiCenter, Hospital and Stat Care Patient Registration Surveillance System)

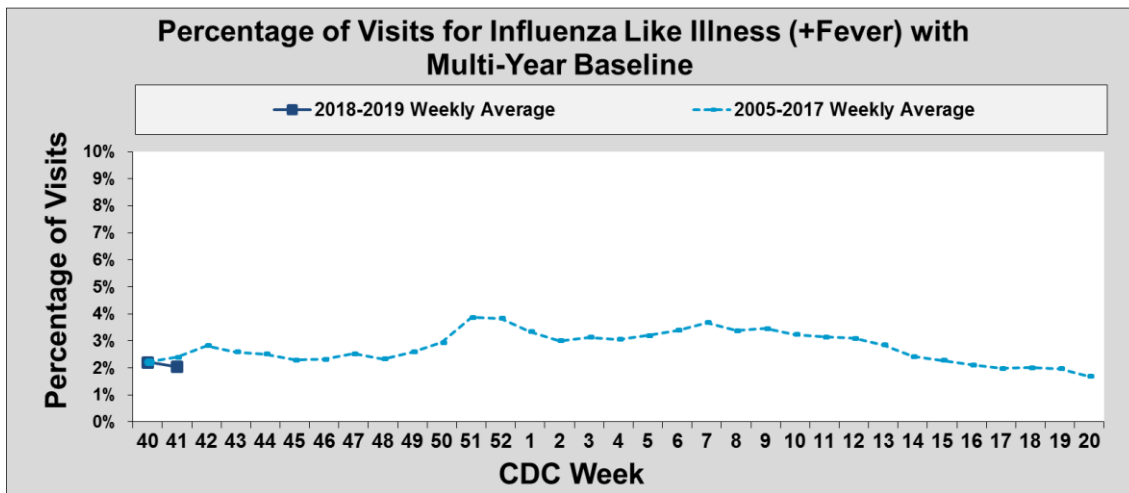
- ◆ ED and Stat Care visits for respiratory and constitutional syndrome was at the multi-year average.



**Graph 4: Emergency Department (ED) Visits for Influenza Like Illness (+Fever).**

(Source: Health Monitoring Systems, EpiCenter, Hospital and Stat Care Patient Registration Surveillance System)

- ◆ ED and Stat Care visits for ILI + Fever for MMWR week 41 dropped below the multi-year average.

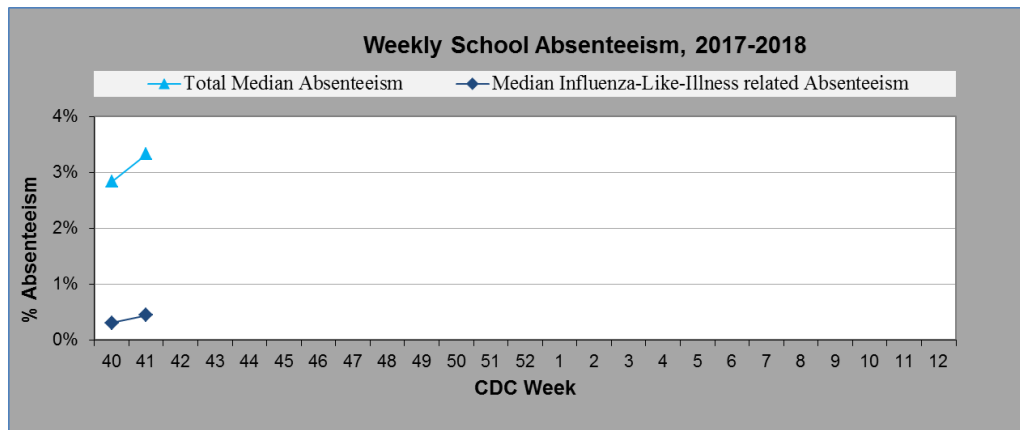


\* All data presented in this weekly report are preliminary and may change as additional information is received.  
 \* Multiyear averages included in this weekly report do not include the 2009/2010 H1N1 season.

**Graph 5: Stark County School Absenteeism.**

(Source: Voluntary reporting by multiple school districts throughout the county)

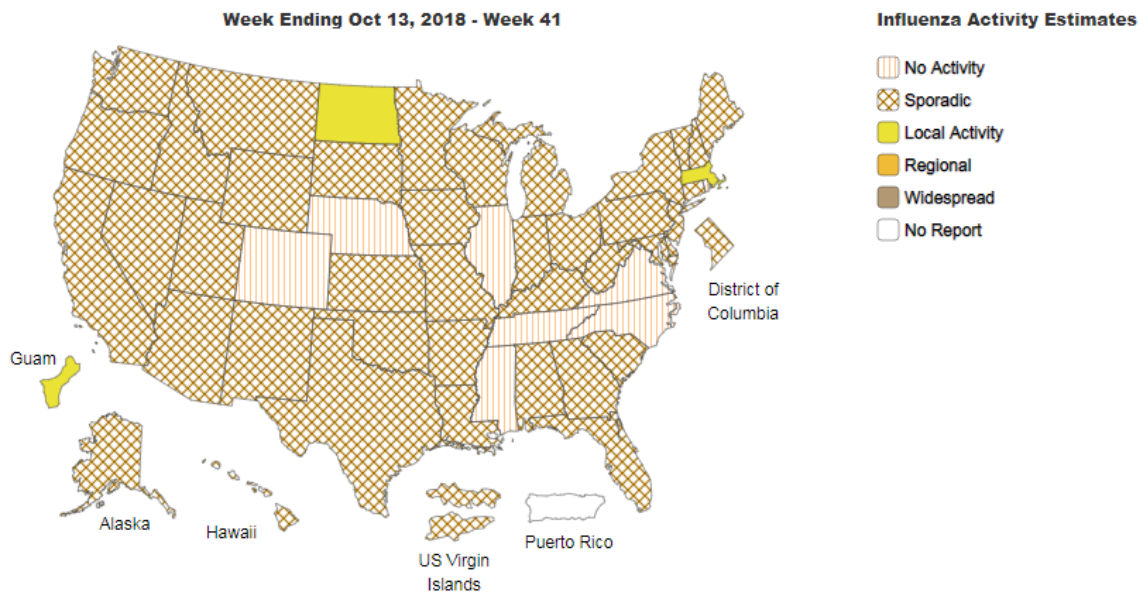
◆ During week 41, there were 24 schools reporting absenteeism. Of those, a median of 3.33% of students were absent and a median of 0.44% absent due to ILI.



**Map: Weekly Geographic Influenza Activity Estimates Reported by State and Territorial Epidemiologists Syndromes.**

(Source: Health Monitoring Systems, EpiCenter, hospital and stat care patient registration surveillance system)

◆ During week 41, Ohio had sporadic influenza activity. No state had higher than local activity reported.



Alliance City Health Department  
cityofalliance.com/health



Canton City Health Department  
cantonhealth.org



Massillon City Health Department  
massillonohio.com/health



Stark County Health Department  
starkhealth.org

\* All data presented in this weekly report are preliminary and may change as additional information is received.  
\* Multiyear averages included in this weekly report do not include the 2009/2010 H1N1 season.